

BW Printer Only
 Color Printer Only
 BW Copier/Printer/Scanner
 Color Copier/Printer/Scanner
 11 x 17 printers

Copies/Prints Per minute Ricoh Device and Accessories State of WI printer contract price B&W CPC Color CPC

45 ppm	P 501	\$630.79	\$0.0164	
* recommended for 3+ users	Surge protector, power cord	Included		
	TS Basic Connect - Printer	Included		
	Paper Feed Unit PB1120 (500 Sheet)	\$269.72		



34 ppm	P 311	\$315.59	\$0.0371	
* recommended for 2 or less users	ESP S1 Power Filter	Included		
	TS Basic Connect - Printer	Included		
	PAPER FEED UNIT PB1130	\$220.08		



26 ppm bw/26 ppm color	PC311W	\$452.52	\$0.0292	\$0.2120
* recommended for 2 or less users	ESP S1 Power Filter TS Basic	Included		
	Connect - Printer	Included		
	UNIT TK1220 Paper Feed	\$117.76		



42 ppm bw/42 ppm color	PC600	\$1198.97	\$0.0117	\$0.0636
* recommended for 3+ users	ESP S1 Power Filter	Included		
	TS Basic Connect - Printer	Included		
	PAPER FEED UNIT PB1150	\$402.86		





26 ppm	M C251FWB	\$750.30	\$0.013	\$0.2120
* recommended for 2 or less users	ESP S1 Power	Included		
	TS NETWORK & SCAN – PRINTER	Included		
	PAPER FEED UNIT TK1220	\$117.76		




31 ppm	IM C300F	\$2,422.68	\$0.0128	\$0.0669
* recommended for 3+ users	ESP S1 Power Filter	Included		
	Network & Scan - Printer	Included		
	Paper Feed Unit TK1240	\$335.28		



34 ppm	M 320F	\$506.25	\$0.0371	
* recommended for 3 or less users	ESP S1 Power Filter	Included		
	Network & Scan – Printer	Included		
	Paper Feed Unit PB1130	\$220.08		

60 ppm	SP 8400DN	\$2641.90	\$0.0106	
* 11 x 17 print ability	ESP S1 POWER FILTER	Included		
	TS BASIC CONNECT -	Included		
	PAPER FEED UNIT PB3240	\$792.70		

45 ppm bw/45 ppm color	SP C840DN	\$3079.49	\$0.0117	\$0.0636	
* 11 x 17 print ability	ESP XG-PCS-15D (120 Volt, 15 Amp)	Included			
	Network & Scan – Printer	Included			
	Paper Feed Unit PB3240	\$792.70			

please note prices are subject change